


Providing superior flexibility and customization, the Fan/Damper Control Module (AX-ACM-6) provides three position (ON/OFF/AUTO) smoke control and annunciation of any fan, damper or combination fan/damper, controlled by an Axis AX Intelligent Fire Alarm Control Panel. Each fan/damper control module can accommodate six (6) fan, damper or combination fan/damper control areas. Control area buttons include Run – Auto – Stop (Close – Auto – Open) with white position status LEDs. Control areas also include three status LEDs (red, yellow and green) for the indication of the fan, damper or combination fan/damper Running – Trouble – Stopped (Closed – Trouble – Opened) status.

Besides offering control areas for fans, dampers and combination fans/dampers, a control area can also be configured as a master smoke control area. A master smoke control area provides three control buttons with activation white LEDs and three (red, yellow and green) status LEDs. Master smoke control buttons include, a HVAC reset button (i.e. firefighter fan/damper restart) for the reset of FACP controlled HVAC latched relays, an HVAC fire alarm control bypass button and a lamp test button. The three status LEDs include, a red HVAC latched relays require reset LED, a yellow HVAC fire alarm control bypass active LED and green smoke control operation heartbeat LED.

The AX-ACM-6 is easily configurable utilizing the Advanced PC-NeT field configuration tool which works in a Windows environment. The level of annunciation and control is totally controlled by the system programming and the installation requirements.

Up to 16 AX-ACM-6 modules can be connected to an Axis AX Intelligent Fire Alarm Control Panel, Local Operating Console or Peripheral Expansion Network Node Module. The SLC (signaling line circuit) fan and damper control and status modules can either be connected to the fire alarm panel with associated smoke control or connected to other fire alarm panel SLC circuits located throughout an Advanced Ad-NeT-Plus peer-to-peer network. In addition to the SLC devices being distributed around the Ad-NeT-Plus network, additional duplicate smoke control locations can be configured within a network, with one being in control at a single time.

The AX-ACM-6 fan/damper control module can be mounted in any single aperture location of an Axis AX enclosure (fire alarm control panel, local zone annunciator, local operating console, etc.). Located on each AX-ACM-6 module are two slide-in label areas, these label areas are for the labeling of installation specific control areas.



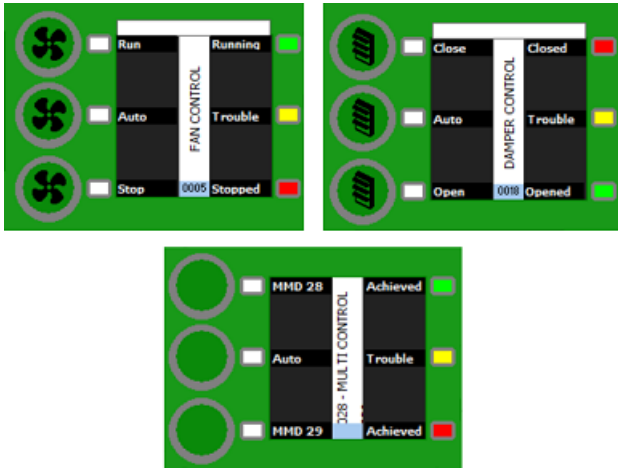
## Features

- Listed for Dedicated & Non Dedicated Smoke Control
- Fully Programmable ON/OFF/AUTO Control
- Includes Six (6) Fan/Damper Control Areas
- Optional Programmable Master Smoke Control Area
- Communicates via Advanced PBUS
- Includes 18 Switches and 36 LEDs
- Easy Slide-In Label Locations
- Supervised Monitoring Trouble Input
- Configurable On-Board Piezo (Buzzer)
- Multi-Module Daisy Chain Connections for Ease of Installation

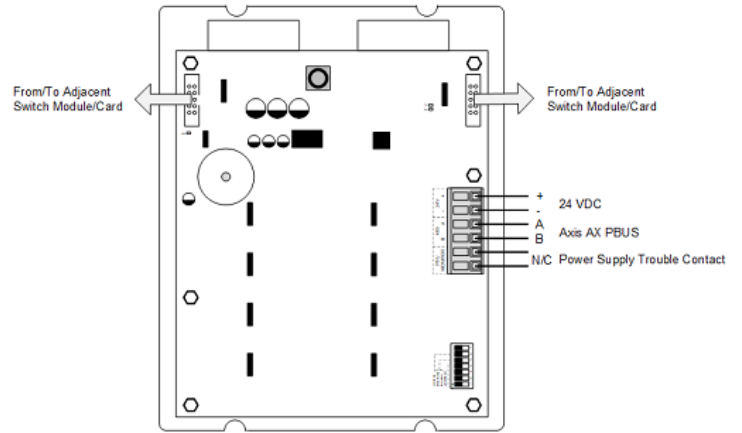
## Listings and Approvals

- ETL ANSI/UL 864 Listed: 101564744NYM-001
- Meets Requirements under UL Category Code UUKL & NFPA92
- CSFM Approved: 7120-1713:0101

## Control Buttons & Status LEDs



## Wiring Diagram



## Specification

Input Voltage (DC)	24 VDC (operating range 18-28 VDC)
Operating Current	
Typical LEDs Active	20.0 mA
Lamp Test All LEDs Active	60.0 mA
Single LED Active	1.6 mA
Buttons/Switches	18
LEDs	36 (18 White, 6 Red, 6 Yellow and 6 Green)
External Monitoring Input	Supervised Closed Contact
Piezo (Buzzer)	Field Configurable: Pulse (half second), Pulse (one second) or Steady
Operating Temperature	32 °F - 120 °F (0 °C - 48 °C)
Humidity	10 - 95% RH (Non-Condensing)
Dimensions	6.6"(H) x 5.7"(W) x 1.2"(D)
Weight	11 oz
Daisy Chain Serial Headers	10-Way IDC Ribbon Connector for Multi-Module Interconnect

## Ordering Information

AX-ACM-6 Fan/Damper Control Module

[Check if this document is up to date](#) | [Give us feedback](#)

Advanced, 100 South Street, Hopkinton, MA. 01748 T: +508 435 9995 E: [usa@advancedco.com](mailto:usa@advancedco.com) W: [us.advancedco.com](http://us.advancedco.com)

As our policy is one of constant product improvement the right is therefore reserved to modify product specifications without prior notice.