

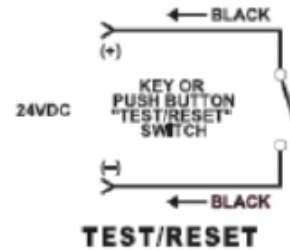
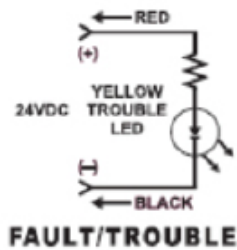
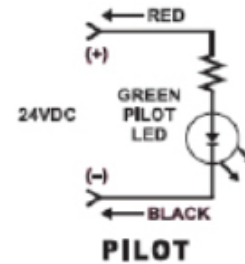
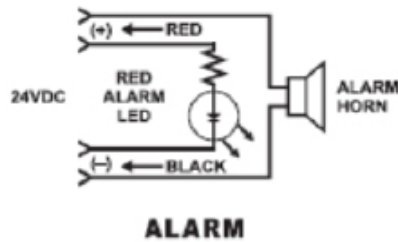
Axis^{AX}

MS Series Remote Accessories

The MS Series remote accessories are designed to be used with the Air Products and Controls Duct Smoke Detectors to provide audible and visual indication as well as remote test/ reset functions. These devices are constructed of attractive, yet durable brushed stainless steel and mount on a standard single or double gang electrical backbox.



Wiring Diagram



> FOR APPROPRIATE DUCT DETECTOR TERMINALS, PLEASE REFER TO DETECTOR INSTALLATION INSTRUCTIONS.

Specification

	Pilot LED (Green)	Alarm LED (Red)	Fault Trouble LED (Yellow)	Push Button Test/ Rest	Key Operated Test/Reset	Horn	Single Gang	Double Gang
MS-RA		Yes					Yes	
MS-RA/P	Yes	Yes					Yes	
MS-RA/R		Yes		Yes			Yes	
MS-RA/P/R	Yes	Yes		Yes			Yes	
MS-RA/P/T	Yes		Yes				Yes	
MS-RA/FT/P	Yes		Yes	Yes			Yes	
MS-KA/R		Yes			Yes		Yes	
MS-KA/P/R	Yes	Yes			Yes		Yes	
MS-KA/P/R/T	Yes		Yes		Yes		Yes	
MS-RD		Yes					Yes	
MS-F/T			Yes				Yes	
MS-RH/P/A	Yes	Yes				Yes	Yes	
MS-RH/KA/P/R	Yes	Yes			Yes	Yes		Yes
MS-RH/KA/P/A/T	Yes	Yes	Yes		Yes	Yes		Yes
MS-RH						Yes	Yes	

Power Requirements:	Alarm LED	15mA @ 24 VDC
	Trouble LED	15mA @ 24 VDC
	Pilot LED	15mA @ 24 VDC
	Alarm Horn	20mA @ 24 VDC

Sound Pressure: Alarm Horn 78dB @ 10ft.

Dimensions: Single Gang 4 1/2" H x 2 3/4" W
Double Gang 4 1/2" H x 4 1/2" W

Wiring: LEDs/Horn 6" / 24 AWG Pigtails
Switches 6" / 22 AWG Pigtails

Approvals
UL Listed for use with air products and controls duct smoke detectors including all RW-Series, SM-Series and SL-Series duct smoke detectors.
UL URRQ. S7425
ULC URRQ7. S7425
CSFM 7300-1004:107
MEA 73-92-E VOL25

Check if this document is up to date | Give us feedback

9564 Yellowhead Trail NW, Edmonton AB, T5G 0W4, Canada T: 1 (866) 462-7100 E: info@harding-tech.com W: www.harding-tech.com

As our policy is one of constant product improvement the right is therefore reserved to modify product specifications without prior notice.