

# SmokeGo

## Fan/Damper Control Module


Providing superior flexibility and customization, the Fan and Damper Control Module (MXP-543) provides three position (ON/OFF/AUTO) smoke control and annunciation of any fan, damper or combination fan/damper, controlled by an SmokeGo Control and Indicating equipment (CIE). Each fan/damper control module can accommodate six (6) fan, damper or combination fan/damper control areas. Control area buttons include Run–Auto Stop (Close–Auto–Open) with white position status LEDs. Control areas also include three status LEDs (red, yellow and green) for the indication of the fan, damper or combination fan/damper Running –Trouble–Stopped (Closed–Trouble–Opened) status.

Besides offering control areas for fans, dampers and combination fans/dampers, a control area can also be configured as a master smoke control area. A master smoke control area provides three control buttons with activation white LEDs and three (red, yellow and green) status LEDs. Master smoke control buttons include, a HVAC reset button (i.e. firefighter fan/damper restart) for the reset of CIE controlled HVAC latched relays, a HVAC fire alarm control bypass button and a lamp test button. The three status LEDs include, a red HVAC latched relays require reset LED, a yellow HVAC fire alarm control bypass active LED and green smoke control operation heartbeat LED.

The MXP-543 is easily configurable using PC-NET-022 field configuration tool which works in a Windows environment. The level of annunciation and operation is totally controlled by the system programming and the installation requirements.

Up to 16x MXP-543 modules can be connected to an SmokeGo CIE, Local Operating Console or Peripheral Expansion Network Node Module. The loop fan and damper control and status modules can either be connected to the fire alarm panel with associated smoke control or connected to other fire alarm panel loop circuits located throughout an Advanced peer-to-peer network. In addition to the loop devices being distributed around the network, additional duplicate smoke control locations can be configured within a network, with one being in control at a single time.

The MXP-543 fan/damper control module can be mounted in any single aperture location of an SmokeGo enclosure. Located on each MXP-543 module are two slide-in label areas, these label areas are for the labeling of installation specific control areas.



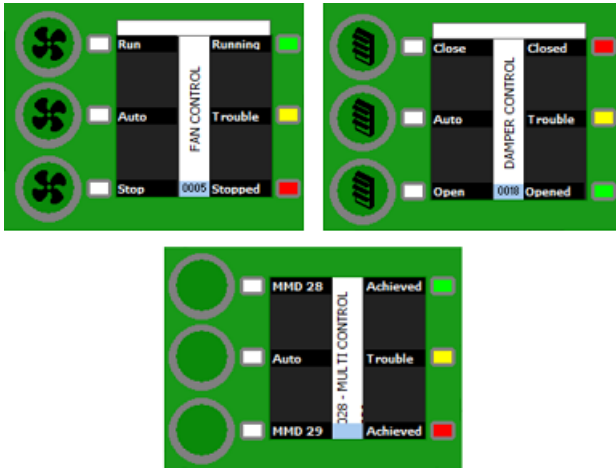
### Features

- Listed for Dedicated & Non Dedicated Smoke Control
- Fully Programmable ON/OFF/AUTO Control
- Includes Six (6) Fan/Damper Control Areas
- Optional Programmable Master Smoke Control Area
- Communicates via Advanced PBUS
- Includes 18 Switches and 36 LEDs
- Easy Slide-In Label Locations
- Supervised Monitoring Fault Input
- Configurable On-Board Piezo (Buzzer)
- Multi-Module Daisy Chain Connections for Ease of Installation

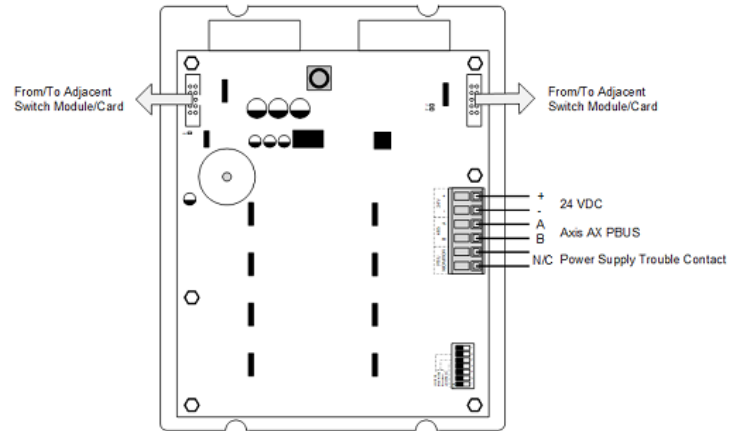
### Listings and Approvals

- Certified to EN54 parts 2 and 4
- Designed to comply with ISO 21927-9 and BS7346-8

## Control Buttons & Status LEDs



## Wiring Diagram



## Specification

Input Voltage (DC)	18-28 VDC (wired from FACP 24VDC or Fire alarm listed power supply)
Operating Current	60mA max. Typical all outputs OFF: 14mA Typical all outputs ON: 55mA
Inputs	18 Buttons (3 per Fan/Damper Control)
Outputs	36 LEDs (6 per Fan/Damper Control) Programmable on-board buzzer (piezo)
Piezo (Buzzer)	Field Configurable: Pulse (half second), Pulse (one second) or Steady
External Monitoring Input	Supervised Closed Contact
Operating Temperature	0 °C - 48 °C ( 32 °F - 120 °F)
Humidity	10 - 95% RH (Non-Condensing)
Dimensions (HxWxD)	167 x 145 x 30mm (6.6 x 5.7 x 1.2 inches)
Weight	312g (11 oz)
Daisy Chain Serial Headers	10-Way IDC Ribbon Connector for Multi-Module Interconnect

## Ordering Information

MXP-543	Fan/Damper Control Module
---------	---------------------------

Check if this document is up to date | Give us feedback

9564 Yellowhead Trail NW, Edmonton AB, T5G 0W4, Canada T: 1 (866) 462-7100 E: info@harding-tech.com W: www.harding-tech.com

As our policy is one of constant product improvement the right is therefore reserved to modify product specifications without prior notice.