

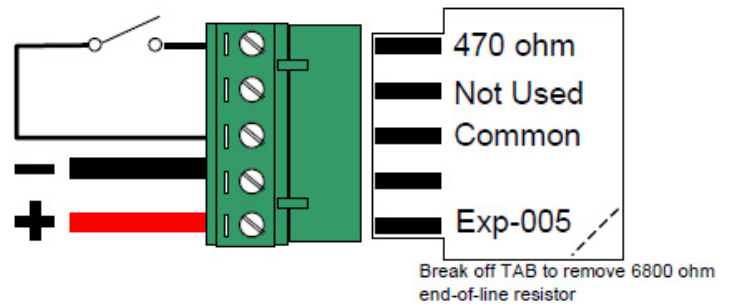
The EXP-005 switch module provides a simpler way of correctly terminating the switch input circuits of the ExGo Series Extinguishing Control Panel/System.

The module consists of a printed circuit card and connector.

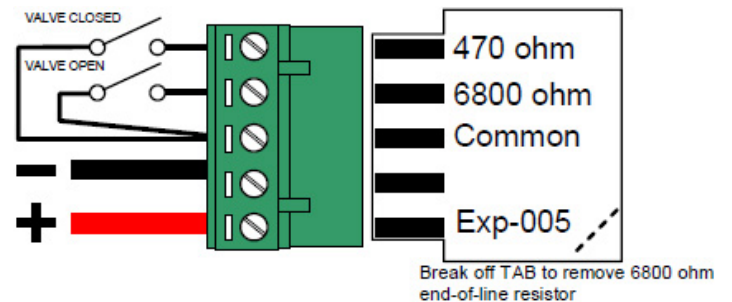
The normal 68000Ω end-of-line resistor supplied with the panel is not used.

The diagrams show typical applications and their wiring.

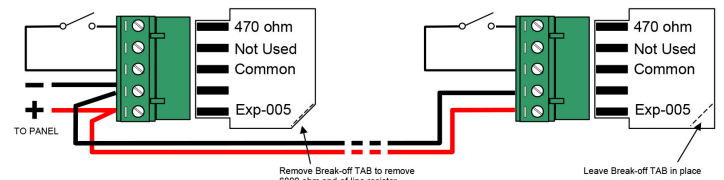
If multiple switches are connected to the circuit, the modules (and their switches) can be daisy-chained on the circuit. A break-off tab (to remove the end-of-line resistor) must be removed on all modules except the last module on the circuit.



Used as a General Input Switch EOLR



Used as a Valve Monitor Switch EOLR



Specification

Dimensions (H x W x D)	Overall: 38mm x 27mm x 15mm
Dimensions (H x W x D)	PCB: 27mm x 20mm x 2mm
End-of-line resistance	6800 Ohms
SW #1 active resistance	470 Ohms general input - switch; valve input - closed switch
SW #2 active resistance	6800 Ohms general inputs - not used; valve input - open switch
Maximum operating voltage	30V DC
Environmental class	Indoor -5°C to +40°C
Humidity	95% max

Order Codes and Options

Exp-005:	Switch End of Line module (pack of 5)
----------	---------------------------------------

Compatibility

Compatible with the ExGo series Gas Extinguishing Panel input circuits.

Limitations

For use in gas extinguishing installations where an EOL module is required.

[Check if this document is up to date](#) | [Give us feedback](#)

Advanced, The Bridges, Balliol Business Park, Newcastle, NE12 8EW, UK T: +44 (0)845 894 7000, E: enquiries@advancedco.com, W: www.advancedco.com

As our policy is one of constant product improvement the right is therefore reserved to modify product specifications without prior notice.