

## Peripheral Expansion Network Node Module


The Peripheral Expansion Network Node Module provides an Advanced network interface for remote monitoring and control of an integral Axis AX peripheral bus (PBUS). Two (2) versions of the peripheral expansion network node module are available; one for a Class B, Ad-NeT-PluS peer-to-peer network (AX-PENN) and one for Class X(A), Ad-NeT-PluS peer-to-peer network (AX-PENN/ST7).

Like the AX-CTL base card peripheral bus, the peripheral expansion network node module's (AX-PENN or AX-PENN/ST7) peripheral bus (PBUS) can support 16 of any specific Advanced PBUS module to a maximum of 32 PBUS modules. Peripheral bus modules include; audio amplifiers, switch/LED modules, switch/LED driver modules, fan/damper control modules, LED modules, conventional zone modules and four point relay modules.

In addition to providing a remote network interfaced peripheral bus, the peripheral expansion network node module can also support a standard Axis AX keyboard display (AX-DSP). An example of a product utilizing this feature would be the Advanced AX-LOC local operating control panel.

Besides supporting an optional AX-DSP keyboard display, each peripheral expansion network node module (AX-PENN or AX-PENN/ST7) can support a supervised panel strip printer and/or external 80 column wide carriage printer.

Normally installed in an enclosure like the AX-LOCs, an optional single aperture plate is available for AX-PENN (/ST7) mounting. This optional plate allows the AX-PENN (/ST7) to be installed in any Advanced enclosure. It is used for applications such as custom bespoke rotary switch, LED indication display panels, data gathering or simply expanding an array of interfaces.



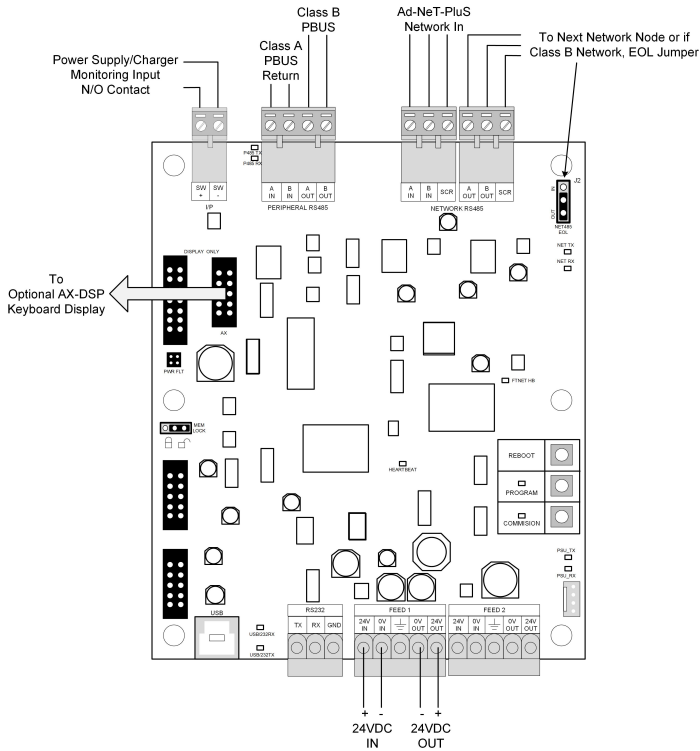
### Features

- Remotely Located PBUS Module Support
- Available as Class X(A) or B Ad-NeT-PluS Network Node
- Supports up to 32 Advanced PBUS Modules
- Supports up to 16 of any PBUS Module Type
- Serial Port for Connection of Optional AX-DSP
- Integral RS232 Interface for External Printer/CRT
- Strip Printer Interface Port
- Power Supply/Charge Monitoring Input
- Fifteen On-Board Status LEDs
- USB Port for Programming

### Listings and Approvals

- Certified to UL864 10<sup>th</sup> Edition – File No. S35979

## Wiring Diagram

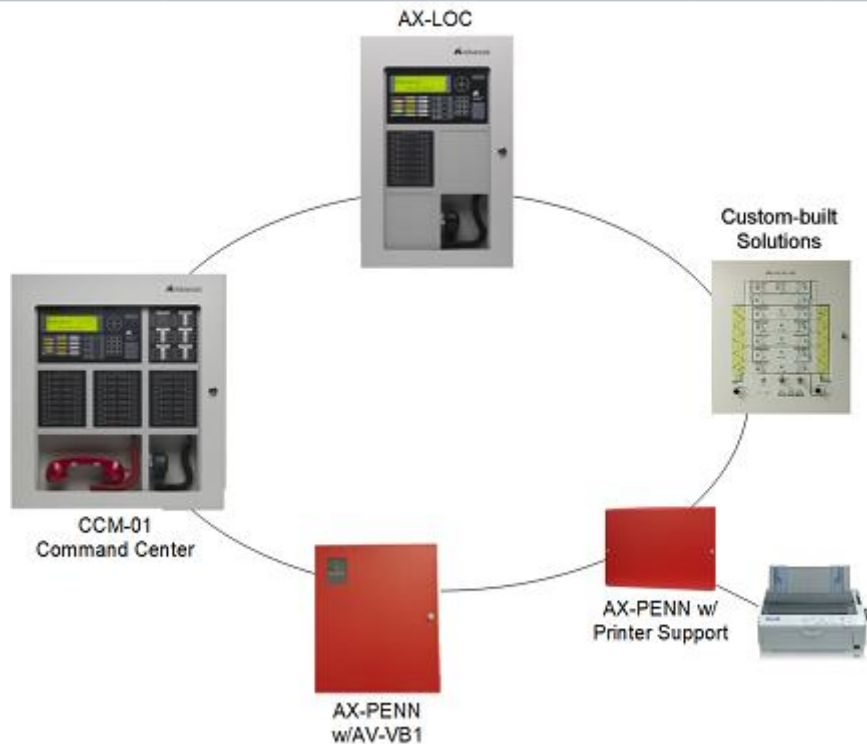


## Specifications

|                       |                                    |
|-----------------------|------------------------------------|
| Operating Voltage     | 24VDC                              |
| Operating Current     | AX-PENN: 65 mA, AX-PENN/ST7: 90 mA |
| Operating Temperature | 32 °F - 120 °F (0 °C - 49 °C)      |
| Humidity              | 95% (Non-Condensing)               |
| Dimension             | 6" (H) x 5" (W) x 1" (D)           |
| Supervised Input      | 3.3K EOL                           |
| Programming Buttons   | Reboot, Program, Commission        |
| 10-Pin Serial Port    | Optional AX-DSP Port               |
| Serial Interfaces     | USB, RS232 (Isolated)              |
| PBUS                  | 32 Maximum Modules                 |

## Ordering Information

|             |   |
|-------------|---|
| AX-PENN     | Peripheral Expansion Network Node, Class B    |
| AX-PENN/ST7 | Peripheral Expansion Network Node, Class X(A) |
| 590-398     | Metal Mounting Plate with Screws              |



[Check if this document is up to date](#) | [Give us feedback](#)

Advanced, The Bridges, Balliol Business Park, Newcastle upon Tyne, NE12 8EW, UK T: +44 (0)345 894 7000, E: [enquiries@advancedco.com](mailto:enquiries@advancedco.com), W: [www.advancedco.com](http://www.advancedco.com)

As our policy is one of constant product improvement the right is therefore reserved to modify product specifications without prior notice.