

The PAM Series Relays are encapsulated multi-voltage devices with “flying” leads that offer versatile, reliable performance in a convenient package. Several of the versions contain a red LED which indicates when the relay coil is energized. The PAM Series Relays are packaged with a self-tapping screw and a piece of double sided tape for easy installation almost anywhere. The relays are also packaged with wire-nuts to aid installation.


PAM Relays are ideal for applications where remote relays are required for control or status feedback. They are suitable for use with HVAC, Temperature Control, Fire Alarm, Security, Energy Management, Lighting Control Systems and Building Automation Systems.

The PAM-1 Relay provides 10A Form “C” contacts. The relay may be energized by one of three input voltages: 24VDC, 24VAC, or 120VAC. The input voltages are polarity sensitive and diode-protected. PAM-1 Relays contain a red LED which indicates when the relay coil is energized.

The PAM-2 Relay provides 7A Form “C” contacts. The relay may be energized by one of two input voltages: 12VDC or 24VDC. The input voltages are polarity-sensitive and diode protected. PAM-2 Relays contain a red LED which indicates when the relay coil is energized.

The PAM-4 Relay provides 10A Form “C” contacts. The relay may be energized across a wide voltage range from 9VDC to 40VDC, making it ideal for 12VDC and 24VDC EOL circuits. The 15mA operating current is constant across the operating range. The input voltages are polarity-sensitive and diode protected.

The PAM-SD Relay provides 7A Form “C” contacts. The relay may be energized by an input voltage between 20VDC to 32VDC, making it ideal for 24VDC NAC circuits. The input voltages are polarity-sensitive and diode protected. The PAM-SD provides an additional set of wires for redundant input voltage (circuit supervision pass through).



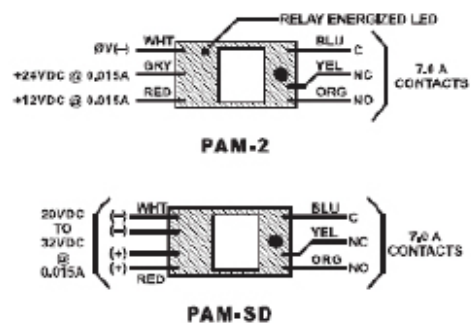
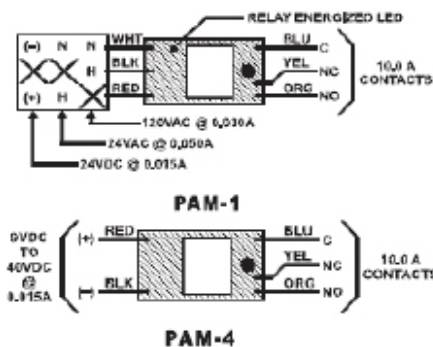
Features

- Multi-Voltage Relays
- Ideal for Remote Relay Control
- Compact Design
- Ease of Installation
- Low Current Consumption

Listings and Approvals

- UL & CUL Listed
- CSFM Listed
- MEA Accepted

Wiring Diagram



Specification

Model Number	PAM-1	PAM-2	PAM-4	PAM-SD
Coil Voltage	24 VAC / 24 VDC / 120 VAC	12 VDC / 24 VDC	9 to 40 VDC	20 to 32 VDC
Polarized	Yes	Yes	Yes	Yes
Energized LED Indicator	Yes	Yes	No	No
Current Requirement				
@12 VDC		15mA	15mA	
@24 VDC	15mA	15mA	15mA	15mA
@24 VAC	50mA			
@120 VAC	30mA			
Contact Configuration	(1) SPDT dry Form "C"	(1) SPDT dry Form "C"	(1) SPDT dry Form "C"	(1) SPDT dry Form "C"
Contact Ratings: (Contact rating/Power factor)				
@5 VDC	250uA / .35 PF	250uA / .35 PF	250uA	250uA / .35 PF
@24 VDC	7A / .35 PF	7A / .35 PF	7A	7A / .35 PF
@120 VAC	10A	7A / .35 PF	10A	7A / .35 PF
Wire Leads	6 "Flying" Leads 12" / 18" AWG Wire-nuts Provided	6 "Flying" Leads 12" / 18" AWG Wire-nuts Provided	5 "Flying" Leads 12" / 18" AWG Wire-nuts Provided	7 "Flying" Leads 12" / 18" AWG Wire-nuts Provided
Ambient Temperature: (@ 100% RH, Condensing)	32 °F - 120 °F (0 °C - 49 °C)	32 °F - 120 °F (0 °C - 49 °C)	32 °F - 120 °F (0 °C - 49 °C)	32 °F - 120 °F (0 °C - 49 °C)
Construction	100 % potted (Sealed) with "flying" leads			
Mounting	Pre-drilled mounting screw hole and self tapping screw provided. Double sided tape provided.			
Dimensions				
H	1.50" (38mm)	1.50" (38mm)	1.50" (38mm)	1.50" (38mm)
W	1.00" (25mm)	1.00" (25mm)	1.00" (25mm)	1.00" (25mm)
D	0.90" (23mm)	0.90" (23mm)	0.90" (23mm)	0.90" (23mm)
Listings and Approvals				
UL*:	UOXX/7.S3403	UOXX/7.S3403	UOXX/7.S3403	UOXX/7.S3403
MEA:	73-92-E Vol.21	73-92-E Vol.21	73-92-E Vol.21	73-92-E Vol.21
CSFM:	7300-1004.101	7300-1004.101	7300-1004.101	7300-1004.101

*UOXX = Control Unit Accessories, System; /7=also Certified for Canada

[Check if this document is up to date](#) | [Give us feedback](#)

Advanced, The Bridges, Balliol Business Park, Newcastle upon Tyne, NE12 8EW, UK T: +44 (0)345 894 7000, E: enquiries@advancedco.com, W: www.advancedco.com

As our policy is one of constant product improvement the right is therefore reserved to modify product specifications without prior notice.